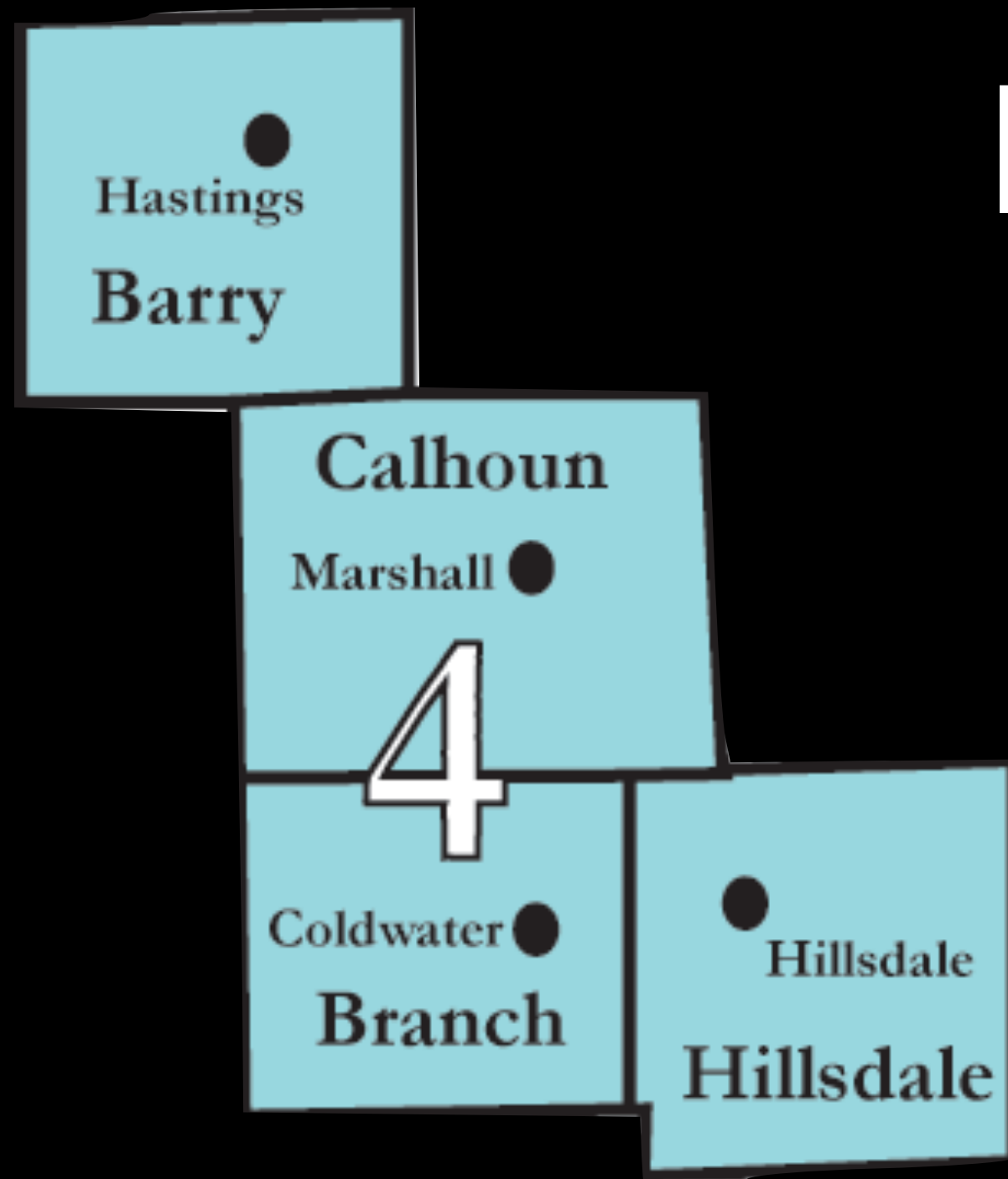






Region 4 show







Brooklynn Auten

Title: Sunflowers

Grade: Second Grade


School: Southeastern Elementary

District: Hastings Area Schools

Art Teacher: Natasha Offerman

Learning Statement:

In art we learned about Vincent Van Gogh and his famous work called sunflowers. We started off drawing the vase and then drew the horizon line for the table and made a pattern on it. I choose checkered. Then we put our name on the vase. To make the flowers we started with the center with the sunflower seeds then drew the stems and petals. We colored part of of the table cloth with oil pastels to create a pattern. Then I mixed colors on my sunflowers to make them look realistic. I added swirls in the background to add texture. Last, we used watercolors paint to paint the background, vase, and the rest of the table cloth. I like my table cloth and background best. I hope you like my sunflowers in the vase like Vincent Van Gogh.



Governor's Show

Allison Zigray

Title: **Dreams Take Flight**

Grade: **12th**

School: **Jonesville High School**

District: **Jonesville Community Schools**

Art Teacher: **Lisa Geren**

Learning Statement:

My piece of artwork is made with white charcoal on black paper. I chose to draw a steampunk or robotic whale and on top of the whale, I drew a shack and a small girl. The girl represents me, my hopes and dreams, and finally finding a safe space for my mind/creativity to thrive. When I see this, I am reminded that I still have my whole life ahead of me and that I can face anything as a strong young woman in this world. The robotic whale represents my creativity, imagination, and love of nature. I also added the shack on top of the whale to show that with determination and drive anything can be done in this world, no matter where someone comes from.



Kenna Gilbert

Title: **Phobia**

Grade: **11th**

School: **Jonesville High School**

District: **Jonesville Community Schools**

Art Teacher: **Lisa Geren**

Learning Statement:

This piece is very close to my heart. I based it off of a fear of mine, the ocean. I dedicated hard work and time to conquering my fear of water. I put the fears that once consumed me into clay and taught myself that fear is only in your mind. I weaved my own story into a decorative eye mask that can also represent Carnival culture and the South, where my family is from.



Student: Landon Bruski

Grade: 8th

Title: Gotham City

School: Lakeview Middle School

District: Lakeview School District

Art Teacher: Breeze Wattie

**Top 15
Middle**

The most important thing I've learned while doing this artwork is to stay unique. Creating your own artwork is being who you are and being who you are is being unique. The message I'm trying to convey in this art is that the amount of patience and effort you put into your art can prove your success in the end.



Student: Laine Decker
Title: Pop Art Portrait
School: Lakeview Middle School
District: Lakeview School District
Art Teacher: Breeze Wattie

Grade: 8th

This allowed me to explore different colors and how they work with each other. For example, I explored how the primary colors in my project showed light and shadow without using black. This allowed the contours of my face to stand out!



Hailey Russell

Title: Owl

Grade: 8

School: Jonesville Middle School

District: Jonesville Community Schools

Art Teacher: Christy Berry

Learning Statement:

I used value. I used this by going from light to dark. I also used emphasis. I did this by catching the viewer's attention. My art shows good craftsmanship because I took my time.



Gabrielle Petty

Pair of Pears


7th Grade

Lakeview Middle School

Lakeview School District

Art Teacher: Mrs. Nicole Stanger

We talked in seventh grade Drawing and Design class about what a still life is. Then we explored the medias of pencil shading, soft chalk pastels, and oil pastel, and how blending and shading techniques differ in each media. Seventh grader Gabrielle Petty made her three media study by looking carefully at the subject matter, a pear, and the colors, light, and shadows visible.



Student: Carley Malcolm

Grade: 8th

Title: Surreal Eye

School: Lakeview Middle School

District: Lakeview School District

Art Teacher: Breeze Wattie

This work allowed me to explore my childhood dream of becoming a princess who starts in a magical cottage and ends up in a beautiful castle. Practicing how to draw a realistic eye, allowed me to better create my surreal image. Within the form of an eye, I've created a surreal image that illustrates my childhood longing.



Brooklynn Auten

Title: Sunflowers

Grade: Second Grade


School: Southeastern Elementary

District: Hastings Area Schools

Art Teacher: Natasha Offerman

Learning Statement:

In art we learned about Vincent Van Gogh and his famous work called sunflowers. We started off drawing the vase and then drew the horizon line for the table and made a pattern on it. I choose checkered. Then we put our name on the vase. To make the flowers we started with the center with the sunflower seeds then drew the stems and petals. We colored part of of the table cloth with oil pastels to create a pattern. Then I mixed colors on my sunflowers to make them look realistic. I added swirls in the background to add texture. Last, we used watercolors paint to paint the background, vase, and the rest of the table cloth. I like my table cloth and background best. I hope you like my sunflowers in the vase like Vincent Van Gogh.



Gabryole Knipp

Title: **Winter Owl**

Grade: **2nd**

School: **Anderson Elementary**

District: **Bronson Community Schools**

Art Teacher: **Joni Siler**

Learning Statement:

I drew the owl first. I want mine to be a great horned white owl. The texture sky I rubbed on my teacher's cart mat. The snow is blowing